

000829

1

2




3

4



.....	35
.....	35
.....	37
.....	38
.....	38
.....	38
.....	39



B2B		Business-to-Business Internet

Business-to-Customer

B2C



2

61,200.00

100%

9.71 /

20

90%

63,027,806

1		33,200	34,191,555
2		28,000	28,836,251
		<b>61,200.00</b>	<b>63,027,806</b>

1

70%

2

1

17.28%

2

11.16%

3

3

30%

2015

2015 12 31			
	1,119,014.76	343,319.38 <sup>1</sup>	30.68%
	197,592.70	61,200.00 <sup>2</sup>	30.97%
<b>2015</b>			
	4,303,013.90	1,274,256.79 <sup>3</sup>	29.61%

- 1 \*30%
- 2 61,200.00
- 3 \*30%

2015

2015

50%

A

1.00

1

9.71 /  
90%

20

20

20

÷

20

1

30

20

				2015	11	9		2,191.60
			10%					
		2					H20208.CSI	
30						20		
2015	11	9					13,883.15	10%

2

2

61,200.00

---

1

	2016	2017	2018
	2016	2017	2018
15,800.00	27,500.00	38,500.00	

	2016	2017	2018
	2016	2017	2018
15,800.00	27,500.00	38,500.00	
2017	2018		
38,500.00			
	2016	12	31

2

1

2

3

3

1

4

1

6

1

2

1.00

10

5

3

7

/

[2016] 326

204,108.43 100%  
 205,086.69 100%  
 204,108.43 30%  
 61,232.53

2015 12 31

946,901,092

63,027,806

63,027,806

	(		(		(	
	131,917,569	13.93%	131,917,569	13.06%	131,917,569	12.29%
	90,465,984	9.55%	90,465,984	8.96%	90,465,984	8.43%
	86,300,019	9.11%	86,300,019	8.55%	86,300,019	8.04%
	68,531,663	7.24%	68,531,663	6.79%		

2015

2015

	2015	
	1.14	1.00
	0.75	0.66
	79.39%	81.80%

2016 4 1  
30%

2015 12 31

3

2016 4 1  
30%

2015 12 31

1

2

2015 12 31

13.93%

2015 12 31

9

3

2015 12 31

3

1

www.cninfo.com.cn





1

2

4

	2016	2017	2018		
				30%	
				15,800.00	27,500.00
38,500.00		2016	2017	2018	

61,200.00

7

4.40%

2014 2015

2.45% 2.55%

1

2

2012

	<b>2015</b>	<b>2014</b>	<b>2013</b>
	3.33%	3.01%	7.11%
	3.17%	3.45%	6.5%

2012

48%

T4-T6

T4-T6

3

100

1.2

4

2014

3G

4G

3G

2014

3G

2015

2016

5

6

10-20

1

	2015	2014	2013
	64,608.04	115,107.15	141,096.86
	5.65%	11.80%	13.44%
	1.52%	3.39%	4.84%

7

1

2

3

4

8

-

80,000

9

2015

20%

iphone7

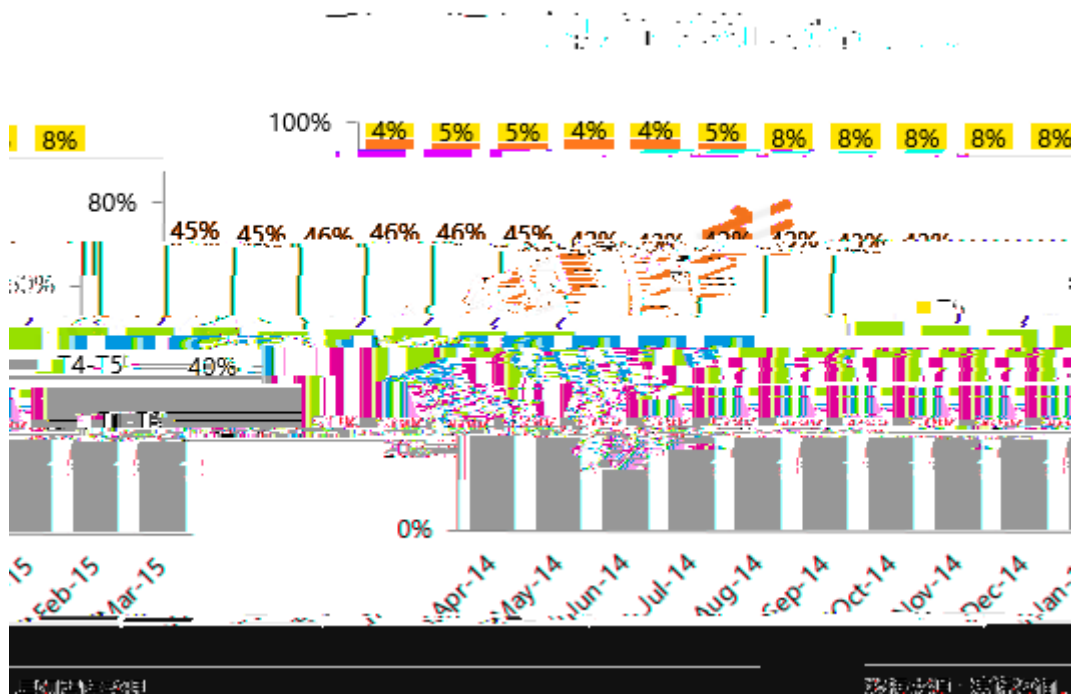
2016

iphone7

2016

1





+

+

T4-T6

T4-T6

“ + ”

30%

70%

T4-T6

70%

30%

30%

1  
2016 4 1

2  
2016 4 1  
30%

3  
2016 4 1  
30%

1

2

30%

30%

2015 12 31

61,232.53

61,200.00

9.71 /

20

90%

63,027,806

2015 4 24

<

>

12

100%

2

61,200.00

100%

9.71 /

20

90%

63,027,806



10%

2

2015 12 31

946,901,092

63,027,806

63,027,806

2015

2015

	2015	
	1.14	1.00
	0.75	0.66
	79.39%	81.80%
	48.06	64.23
	15.38	12.22
	2.94%	2.94%
	-0.87%	-0.87%
	-0.24	-0.33
	-0.25	-0.35

1

2      2014

2015

2015

